

Economy & Culture Scrutiny Committee

Jason Curtis Head of Service
Joanne Smith Partnership Manager

23 April 2024

GLL



Partner of Choice



Customers and Communities at our Heart



**GLL SPORT
FOUNDATION**
SUPPORT DEVELOP ACHIEVE

the
one
show

**MEET
THE
MANAGER
EVENT**



www.bigstock.com · 376099087

KEY FOCUS GROUPS

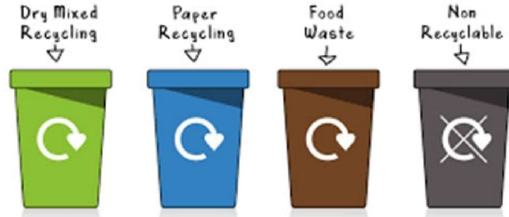
- Women & Girls
- Ethnic minority provision
- LGBT
- Children
- Young offenders
- Health
- Refugees
- Disability groups



Respecting the Planet



© 2014 GreenSource Inc. All rights reserved. GreenSource.com



Tackling Health Equalities



More than a job



18-month development programme to make our skills and knowledge better for everyone



Better Way of Doing Business



GAS



ELECTRICITY



WATER



Membership Numbers

| Centre | Mar-23 | Mar-24 | Heads Movement 2023 - 2024 | % Movement |
|------------------------------------|--------|--------|----------------------------|------------|
| Eastern Leisure Centre | 1,311 | 1,570 | 259 | 19.76% |
| Fairwater Leisure Centre | 1,085 | 1,322 | 237 | 21.84% |
| Llanishen Leisure Centre | 1,822 | 2,032 | 210 | 11.53% |
| Maindy Centre | 1,836 | 2,126 | 290 | 15.80% |
| Penylan Library & Community Centre | 319 | 382 | 63 | 19.75% |
| STAR Hub | 599 | 666 | 67 | 11.19% |
| Western Leisure Centre | 1,178 | 1,347 | 169 | 14.35% |
| Total | 8,150 | 9,445 | 1,295 | 15.89% |

| Centre | Mar-19 | 2024 v 2019 | 2024 v 2019 % |
|------------------------------------|--------|-------------|---------------|
| Eastern Leisure Centre | 1289 | 281 | 122% |
| Fairwater Leisure Centre | 1340 | -18 | 99% |
| Llanishen Leisure Centre | 2677 | -645 | 76% |
| Maindy Centre | 2946 | -820 | 72% |
| Penylan Library & Community Centre | 401 | -19 | 95% |
| STAR Hub | 570 | 96 | 117% |
| Western Leisure Centre | 1287 | 60 | 105% |
| Total | 10,510 | -1,065 | 90% |



Membership Breakdown

Better Health Centre
1,945

Better Health Partnership
1,795

Better HF GP Referral
1,595

Better Health Corporate
1,315

Better Student
1,270

Better Health Partnership Junior
937

Better Health UK
463

Better Swim
87

Better Health UK Adult Pay & Play
65

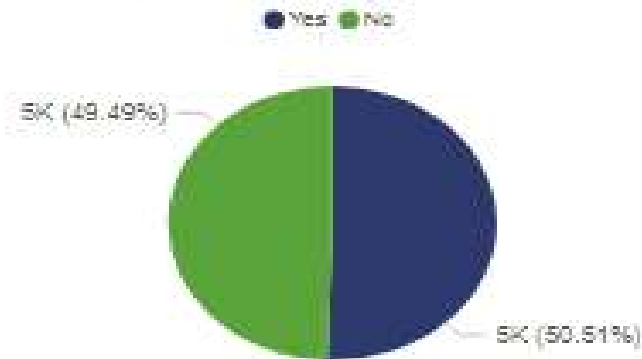
Better Racquets
41

Better Health UK Junior Pay & Play
36

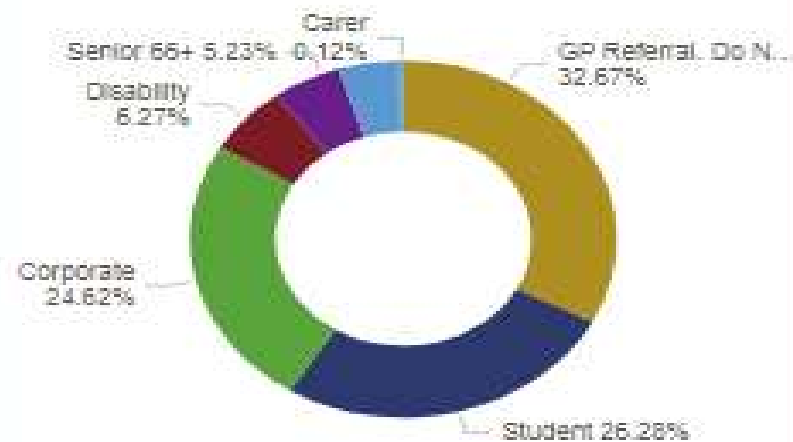
Better Health UK Junior
18

Better Health Region
2

Current Members by Discounted

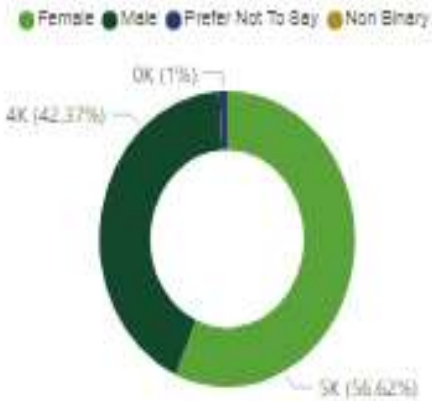


Current Members by Discount Type



Membership Breakdown

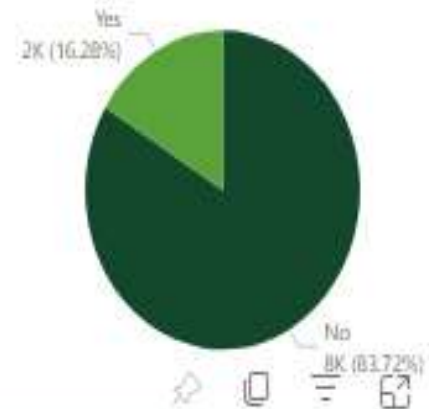
Current Members by Gender



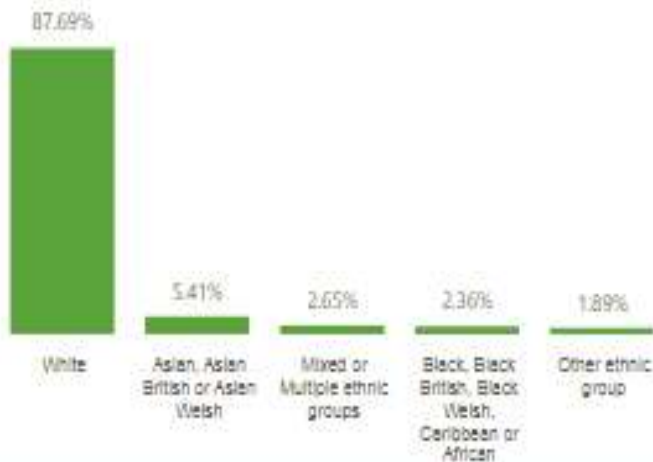
% Current Members by Age Group



% Current Members by Disability Status



% Current Members by Ethnic Group



% Current Members by Mosaic Group



Swim School Numbers

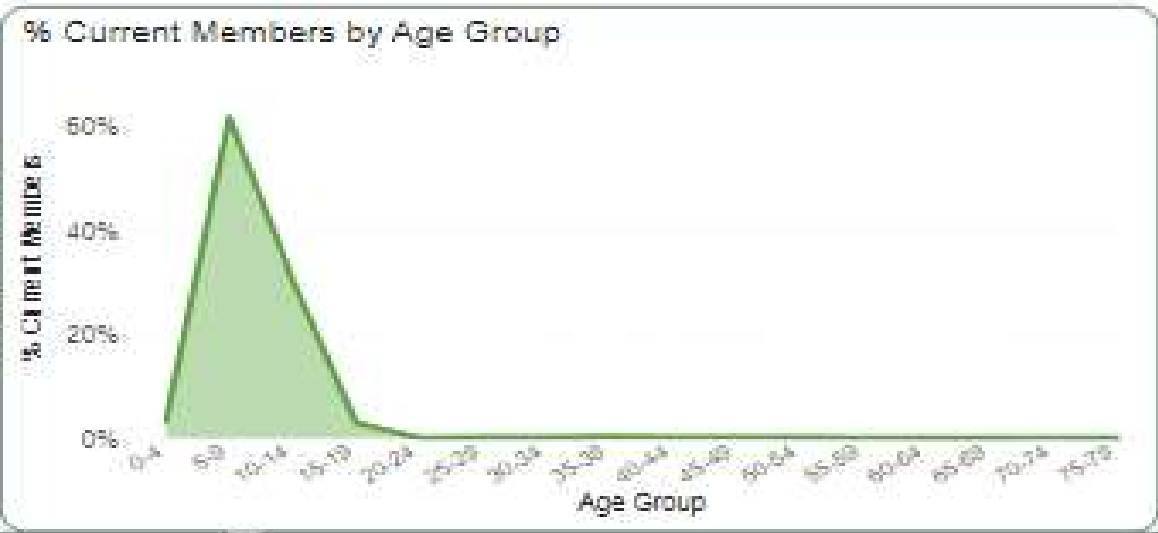
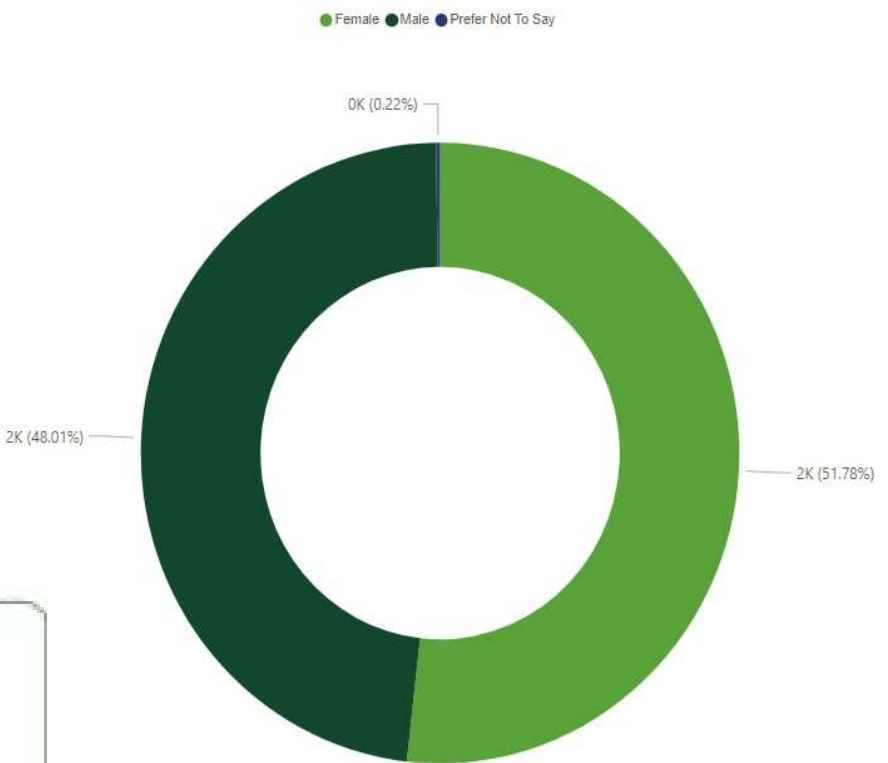
| Centre | March 2019 Heads | March 2022 Heads | March 2023 Heads | March 2024 Heads |
|--------------------------|---------------------|---------------------|---------------------|---------------------|
| Eastern Leisure Centre | 418 | 1,091 | 1082 | 983 |
| Fairwater Leisure Centre | 481 | 540 | 505 | 512 |
| Llanishen Leisure Centre | 997 | 1,101 | 1271 | 1289 |
| Maindy Leisure Centre | 660 | 635 | 704 | 719 |
| Pentwyn | 880 | 0 | 0 | 0 |
| Star Hub | 285 | 381 | 413 | 393 |
| Western Leisure Centre | 666 | 541 | 588 | 543 |
| Cardiff | 4387 | 4,289 | 4563 | 4439 |

| Centre | 2024 v 2019 | 2024 v 2019 % |
|--------------------------|-------------|---------------|
| Eastern Leisure Centre | 565 | 235% |
| Fairwater Leisure Centre | 31 | 106% |
| Llanishen Leisure Centre | 292 | 129% |
| Maindy Leisure Centre | 59 | 109% |
| Pentwyn | -880 | 0% |
| Star Hub | 108 | 138% |
| Western Leisure Centre | -123 | 82% |
| Cardiff | 52 | 101% |



Lesson and Course Breakdown

| | |
|---|-------|
| Better Lessons and Courses Junior Wet | 3,536 |
| Better Lessons and Courses Junior Concessionary Wet | 753 |
| Better Lessons and Courses Junior Dry | 170 |
| Better Lessons and Courses Swimbies | 120 |
| Better Lessons and Courses Adult Wet | 47 |
| Better Lessons and Courses Junior Concessionary Dry | 15 |



Usage

| | 2019/20 | 2020/21 | 2021/22 | 2022/23 | 2023/24 |
|--------------|------------------|---------------|----------------|------------------|------------------|
| Eastern | 161,176 | 9,815 | 156,352 | 202,285 | 226,564 |
| Fairwater | 151,075 | 11,718 | 118,397 | 144,268 | 152,995 |
| Llanishen | 338,940 | 14,146 | 264,083 | 308,063 | 330,772 |
| Maindy | 235,225 | 20,105 | 197,584 | 235,741 | 231,838 |
| Penylan | 41,441 | 664 | 24,448 | 35,497 | 37,517 |
| Star | 73,041 | 5,402 | 66,922 | 72,171 | 91,584 |
| Western | 169,303 | 4,404 | 109,048 | 156,005 | 160,667 |
| Total | 1,170,201 | 66,254 | 936,834 | 1,154,030 | 1,231,937 |

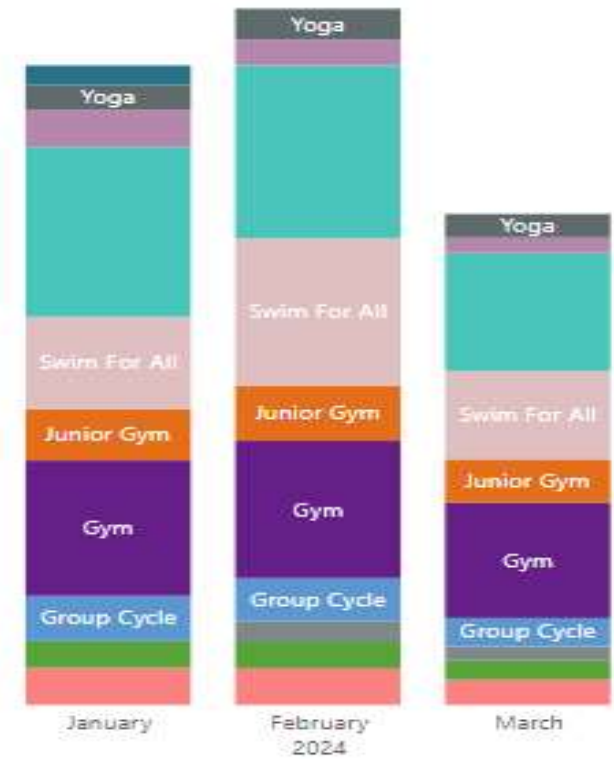
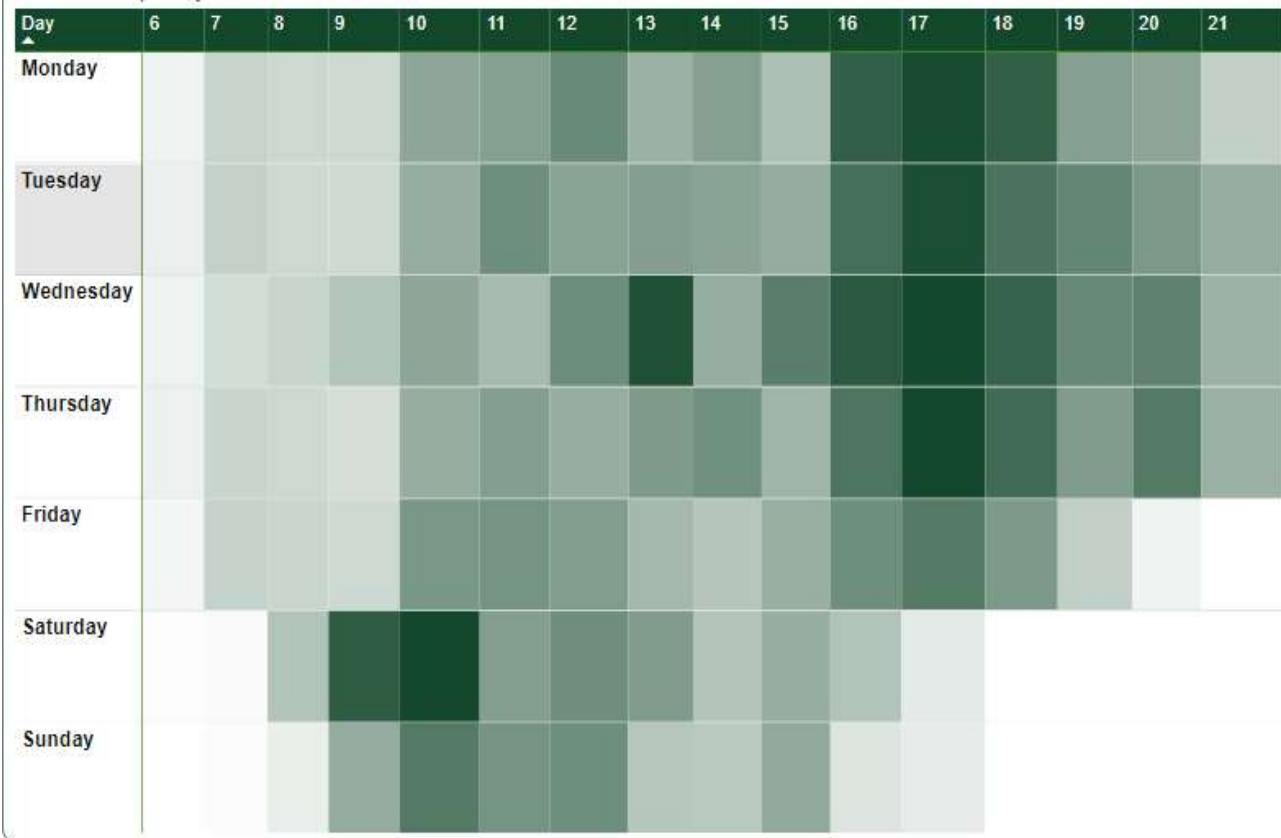
| 2024 % of 2023 | 2024 % of 2019 |
|----------------|----------------|
| 112% | 141% |
| 106% | 101% |
| 107% | 98% |
| 98% | 99% |
| 106% | 91% |
| 127% | 125% |
| 103% | 95% |
| 107% | 105% |

Usage

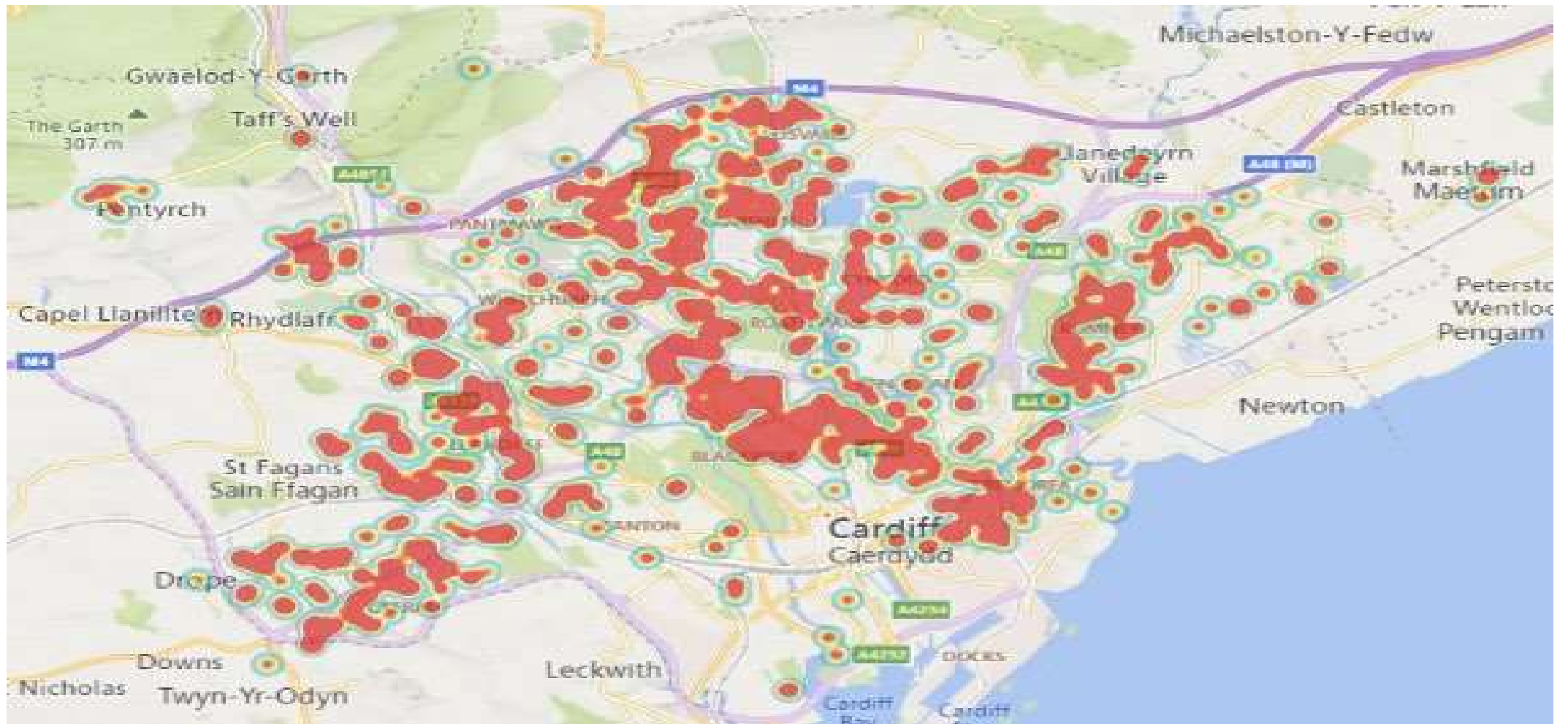
Top 10 Visited Activities by Month

● Aqua Aero... ● Badminton ... ● Badminto... ● Basketball ... ● Body Con... ● Group Cy... ● Gym ● Healthwis... ● Junior Fo... ● Junior Gym ● Swim For All ● Swim for Fit... ● Walking ... ● Yoga ● Zumba

Visits Heatmap - Day & Time of the Week



Usage



Annual User Survey 2023

